

CEREDI di Ceredi Giovanni & C. Snc
Via del Lavoro nr 10
48011 Alfonsine (RA)
P.IVA: 02007610393
Internet: www.ceredinautica.com
E-mail: info@ceredinautica.com

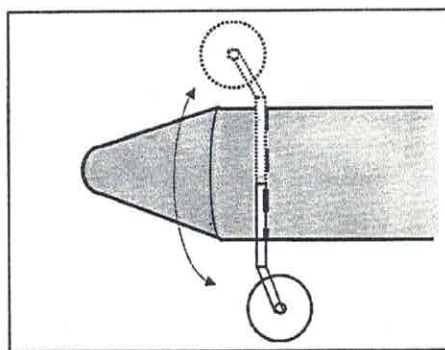
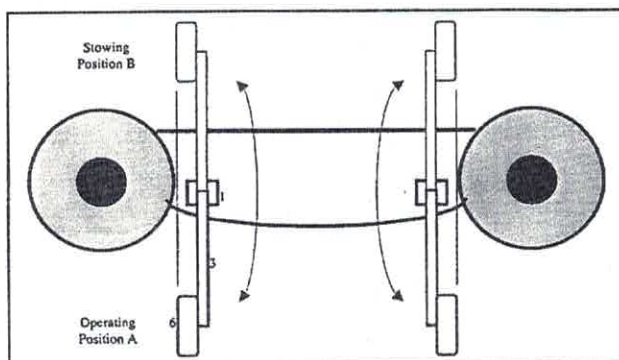

CEREDI
Fabbrica Accessori Nautici
Nautical Accessories Factory

Launching Wheels for Rubber Boats (Ref.Art:7085 - 7085C) Mounting Instructions

Set part 17 out side the transom of the boat (picture above) with suitable screws, nuts and rings 6 mm.

Silicon filler should be used together with the screws to keep the transom waterproof.

Set part 17 as low as possible on the transom close to the inflated tubes (as indicated on the picture below).



The wheel bracket (part 17) should be installed in a position so that when the wheels are pointing upwards, the engine is free to turn from left to right (full lock) without interfering with the wheels. Each wheel bracket must be positioned on the transom so that when the assemblies are being moved from the upwards position to the downwards position (or vice versa) there must be no rubbing between the wheel bracket assemblies and the boat tubes.

When the wheel bracket assemblies are in downward operating position, the wheels must be able to turn and the bracket assemblies must not touch the back or bottom of the boat.

Care must be taken to ensure that the locking pins to secure the wheel bracket assy's are properly located when either in the upwards or downwards position.

The outboard engine must always be securely fixed in the fully tilted position before the launching wheels are used.

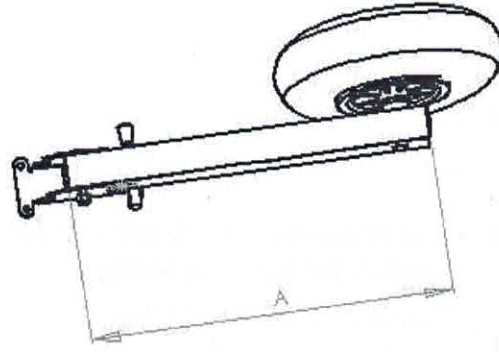
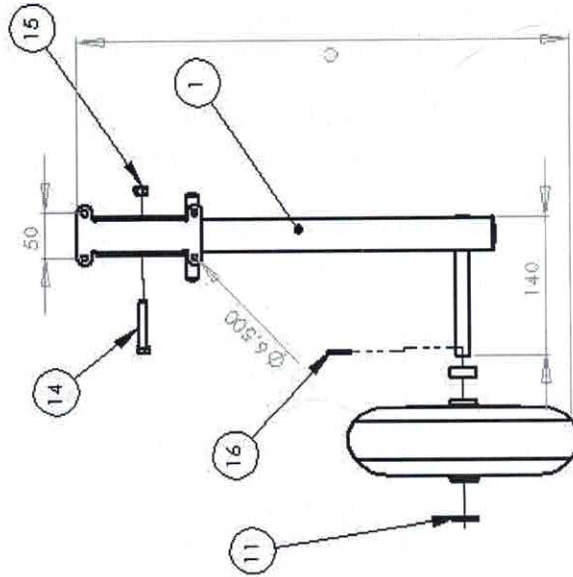
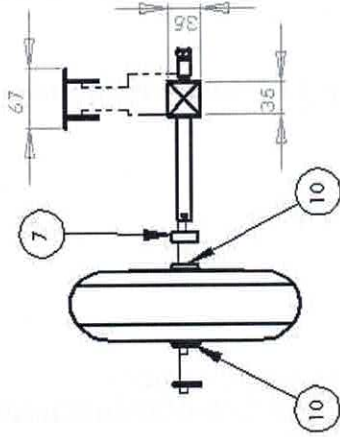
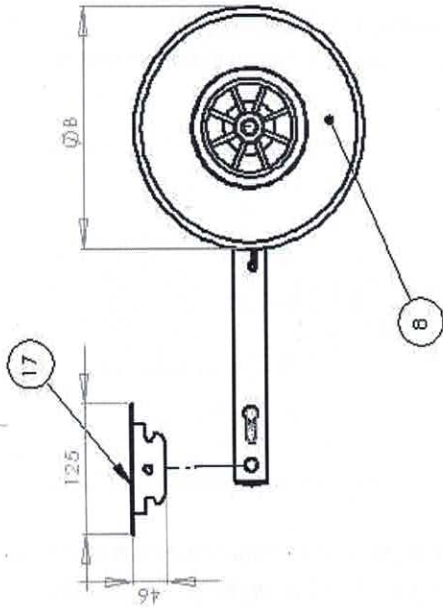
- Set part 7 in stainless steel pin part 1.
- Set parts 10 inside the hole of part 8.
- Set part 8 inside stainless steel pin of part 1.
- Set part 11 and fasten with part 16.
- Connect part 17 with part 1 using part 14 and part 15.

Once the launching wheels are in place, carry by hand, not by towing behind a car!

Once the launching wheels are in place, the boat must be pushed and not towed to avoid breakage!



DO NOT USE wheels with the boat and engine combinations over 200Kgs (Art:7085) 100Kgs (Art:7085C).



Part Number	Description	Quantity
1	STEM	1
15	NUT	1
17	HINGE	1
14	BOLT	1
16	SPLIT PIN	1
11	WASHER	1
10	PLASTIC ADAPTER	2
8	WHEEL	1
7	PLASTIC SPACER	1

ART	A	B	C
7085	500	400	765
7085 C	395	260	520

IMPORTANT:
 this article has been manufactured with stainless steel, therefore we recommend to wash with fresh water to keep its original aspect after a long use in salt water. In case of building up of anomalous colours (similar to the rust) this will be exclusively caused by atmospheric and sea pollution. Clean them with specific s.steel cleaning product.

UNICE OPERATOR SERVICE: 800 00 00 00
 SERVIZIO CLIENTI: 800 00 00 00
 SERVIZIO CLIENTI: 800 00 00 00
 SERVIZIO CLIENTI: 800 00 00 00

DIR. 300
 800 00 00 00

800 00 00 00
CEREDI di Ceredi Giovanni & C S.p.A.
 Via del Lavoro 10, 40011 Alghero (CA) Italy
 www.cerediitalia.com

FOR LAUNCHING WHEELS FOR INFLATABLE BOATS
 REF. ART: 7085 - 7085 C

800 00 00 00 **7085 - 7085 C** A3

800 00 00 00